

PULSE OF TURKEY JULY 2003

| STRATEJİ GfK Agenda Survey | | |
|-------------------------------------|------------------|--|
| Managing Partner: | Elçin Üner | elcinuner@gfkturkiye.com |
| Managing Partner: | Ali Levent Orhun | aliorhun@gfkturkiye.com |
| Board Member: | Selim Oktar | selim.oktar@stratejigfk.com |
| Project Executive: | Çiğdem Timurçin | cigdem.timurcin@stratejigfk.com |

*Interviews are realized between 13-25 July 2003, all interviews are realized in urban and rural regions of Turkey.
Provinces: Adana, Ankara, Antalya, Balıkesir, Bursa, Denizli, Diyarbakır, Edirne, Erzurum Eskişehir, Gaziantep, İstanbul, İzmir, Kayseri, Konya, Malatya, Manisa, Samsun, Trabzon and Zonguldak.*



Araştırma Hizmetleri A.Ş.

SIRACEVİZLER CADDESİ ÇİFTECEVİZLER DERESİ SOKAK SARUHAN PLAZA NO: 16/ 5 ŞİŞLİ/ İSTANBUL
Tel: +90 212 368 0700 - Faks: +90 212 368 0799

RESULTS

STRATEJİ | GfK (previously STRATEJİ | MORI), since 1994 has sought to track the attitudes of Turkey's population of 18 years and older towards political, social and economic developments. The main results of July 2003 survey, realized in 20 provinces in urban and rural regions of Turkey with 1688 people is presented below.

Main results reveal the fact that, economic and social optimism observed since the last elections prevails an increase compared to April results. 70 % of the respondents believe that economic conditions will improve over the next 12 months.

On topics such as social security, human rights and justice system, a certain ratio of optimism is observed among the respondents. Parallel to the economic optimism index, almost 70 % of the respondents believe that social conditions of the country will improve over the next 12 months.

Satisfaction with the AKP government also increases compared to April survey. July results reveal the fact that the percentage of "satisfied" have increased from 37 % to 48 %.

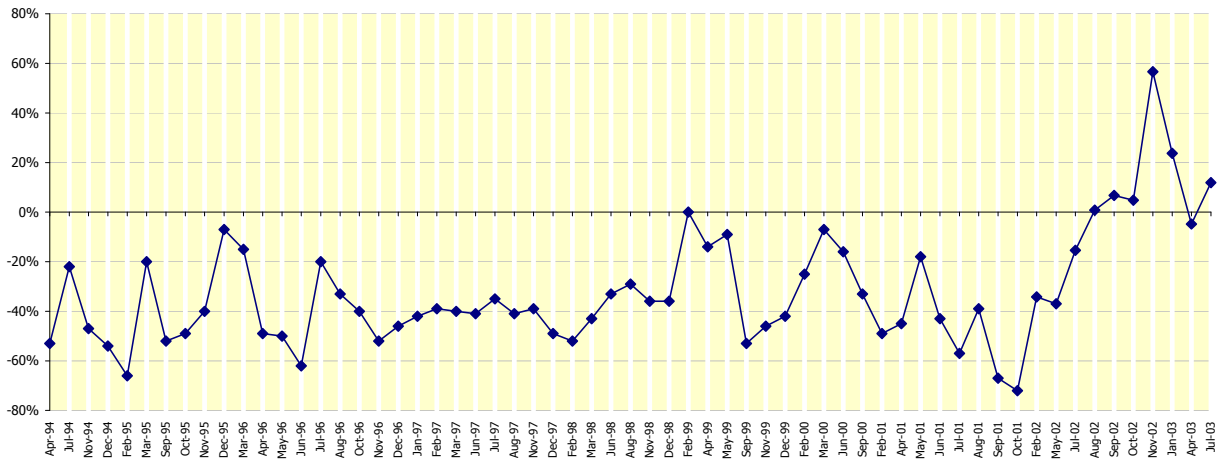
Although satisfaction is relatively high, almost 60% of respondents are concerned about becoming unemployed over the next 12 months.

Considering Turkish voters, the most urgent problem to be solved is once again "Economic problems", i.e. unemployment and inflation.

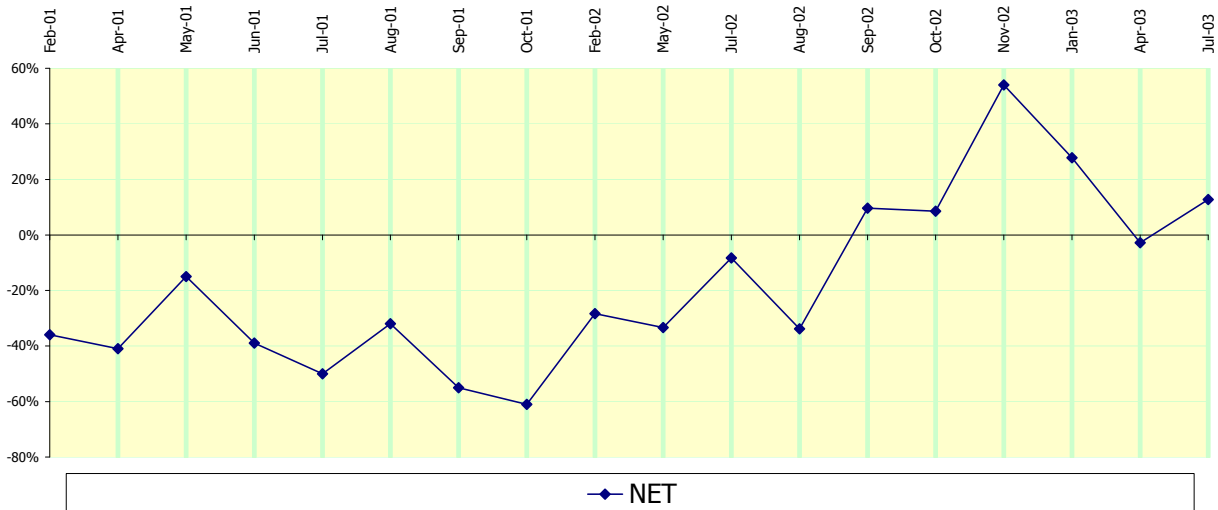
Confidence in AKP to deal with relations with European Union and the issue of unemployment is lower as in previous surveys.

Looking at the July results, AKP still is still getting credit from the respondents, however the fear of unemployment and belief in its ability to deal with certain issues such as corruption and international relations seems to be lower, which means that the credit AKP had after the elections reveals a decrease in certain aspects.

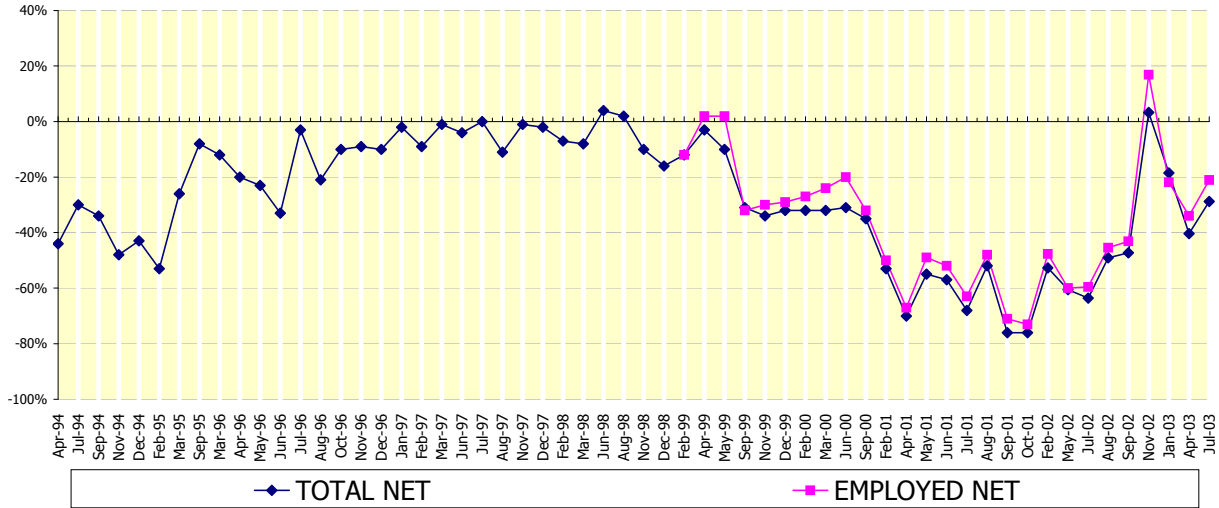
General Economic Conditions- Trend



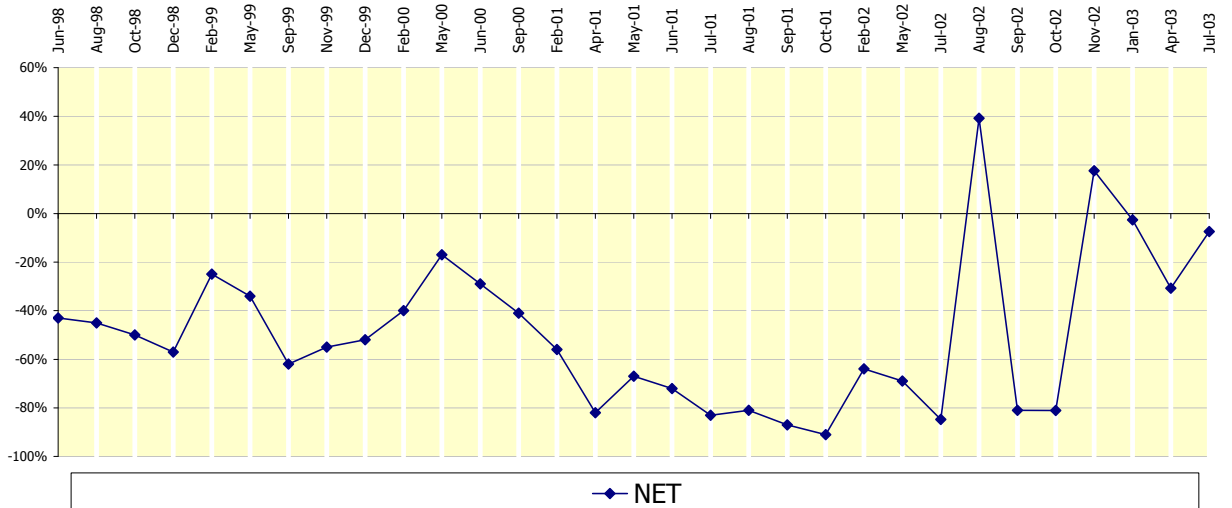
General Social Conditions- Trend



Fear of Becoming Unemployed- Trend



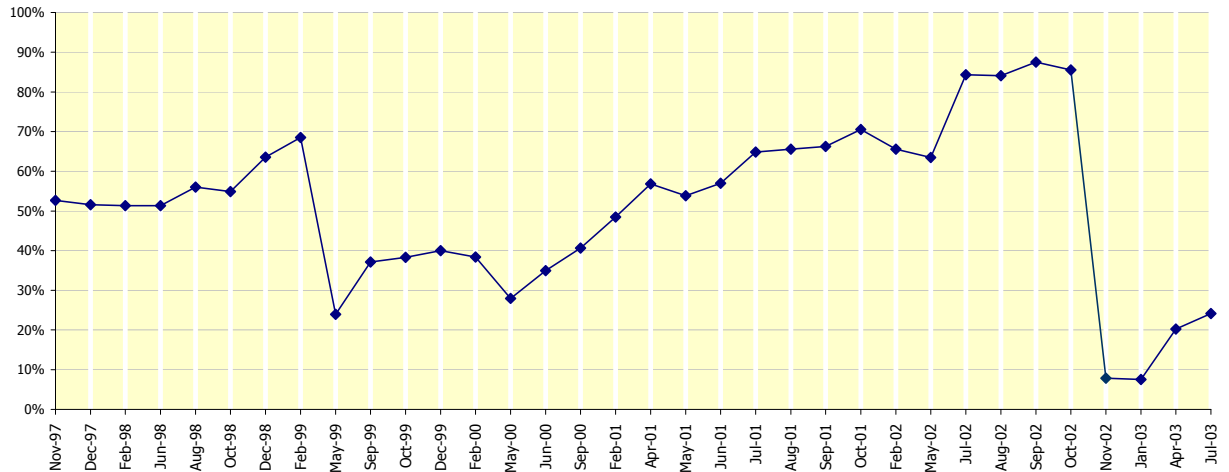
Ongoing Situation of the Country- Trend



"Do you think that there is a need for new elections?"

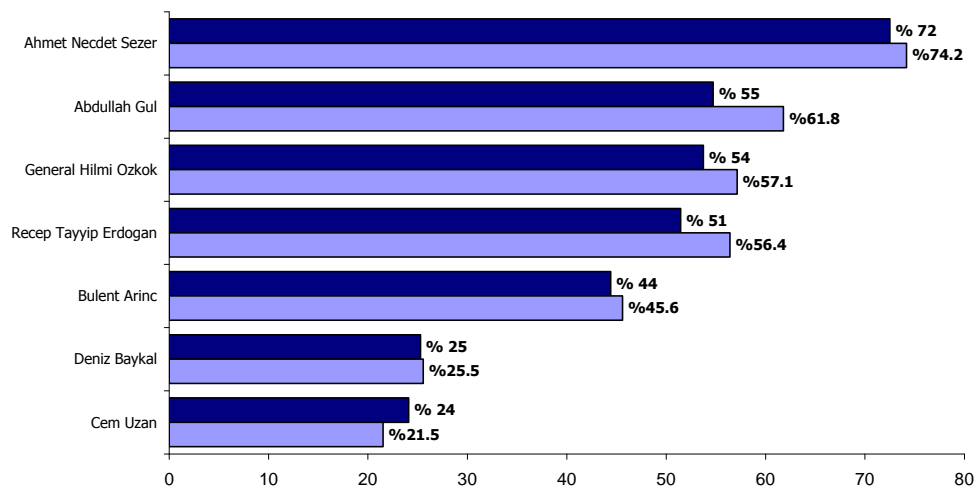
Scores are the percentages of the ones who stated that "A new election should be held".

The Need for New Elections- Trend



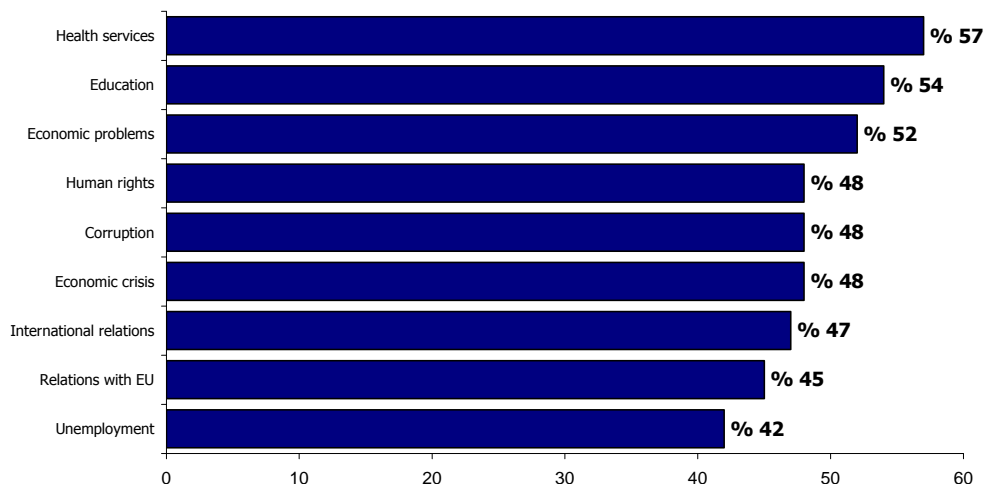
Satisfaction with the Political Leaders

The scores are the comparison of April and July results. They are the sum percentage of the respondents who are "Satisfied" and "Very satisfied" with that leader.

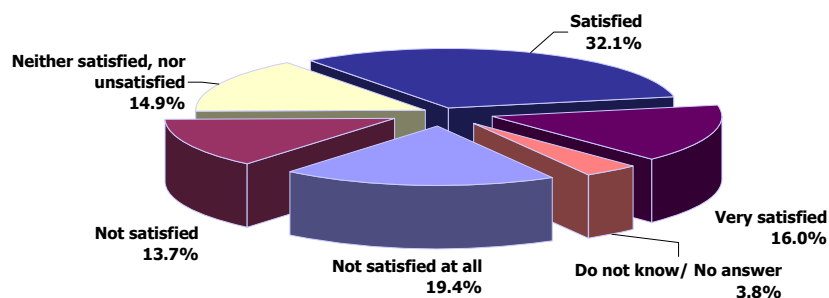


"How much confidence do you have in AKP government to deal with/ manage the following issues?"

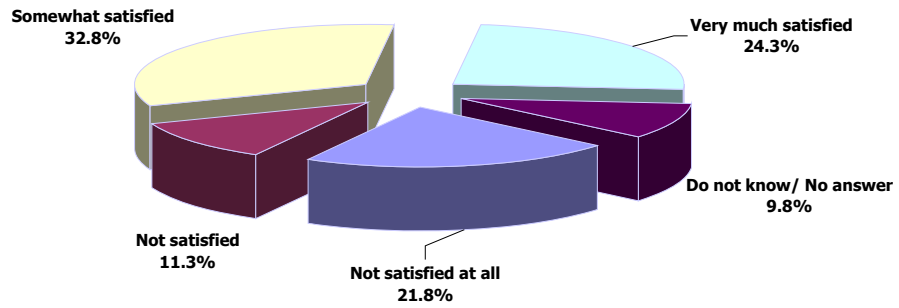
The scores are the sum percentage of "Confident" and "Very much confident".



"In general, how satisfied are you with AKP government?"



"How satisfied are you with your current mayor?"



"To what extent would you consider voting for your mayor if he/she becomes a candidate in 2004 Local Elections?"

