

PULSE OF TURKEY DECEMBER 2003

STRATEJİ | GfK Pulse of Turkey Survey

| | | |
|--------------------|------------------|--|
| Managing Partner: | Elçin Üner | elcinuner@gfkturkiye.com |
| Managing Partner: | Ali Levent Orhun | aliorhun@gfkturkiye.com |
| Board Member: | Selim Oktar | selim.oktar@stratejigfk.com |
| Project Executive: | Çiğdem Timurçin | cigdem.timurcin@stratejigfk.com |

*Interviews are realized between 16-26 December 2003, all interviews are realized in urban and rural regions of Turkey.
Provinces: Adana, Ankara, Antalya, Balıkesir, Bursa, Denizli, Diyarbakır, Edirne, Erzurum Eskişehir, Gaziantep, İstanbul, İzmir, Kayseri, Konya, Malatya, Manisa, Samsun, Trabzon and Zonguldak.*



Araştırma Hizmetleri A.Ş.

SIRACEVİZLER CADDESİ ÇİFTECEVİZLER DERESİ SOKAK SARUHAN PLAZA NO: 16/ 5 ŞİŞLİ/ İSTANBUL
Tel: +90 212 368 0700 - Faks: +90 212 368 0799

RESULTS

STRATEJİ | GfK (previously STRATEJİ | MORI), since 1994 has sought to track the attitudes of Turkey's population of 18 years and older towards political, social and economic developments. The main results of December 2003 survey, realized in 20 provinces in urban and rural regions of Turkey with 1690 people are presented below.

Looking at the results on the basis of economic and social indicators, it is seen that most of the respondents are highly optimistic about the economic/ social conditions improvement over the next 12 months. The increase in these indicators which had started with November 2002 elections is continuing.

Optimism for economic conditions have always taken negative net scores since April 1994 when it was first measured. December 2003 results reveal +40 value for economic optimism, which is the highest score that has been seen in the indicator. The same increase can be seen in the indicator for social conditions. The increase that have started in April 2003 continues and as in economic optimism reaches its highest value ever since.

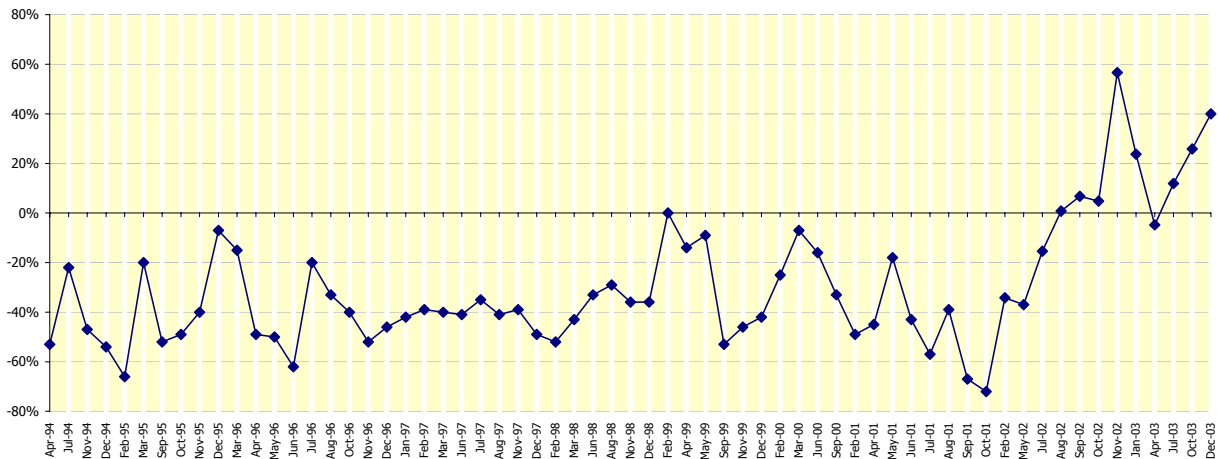
On the basis of topics such as economy or social conditions in which government effect is direct, the optimism is very high. However, when respondents are asked about a more personal topic, whether they are concerned about the possibility of being redundant or becoming unemployed, the results are not as optimistic as other indicators. But, still this indicator also shows a continuous rapid increase and gets closer to a net score of "0".

The respondents are also asked about the ongoing situation of the country. 52% have stated that the situation is going for better. This month, the net score for realization in decrease of inflation rate below 10% has taken a positive score for the first time. This score had always taken negative values, in October 2001 took its lowest value of -62, this month the net score for this item is +6.

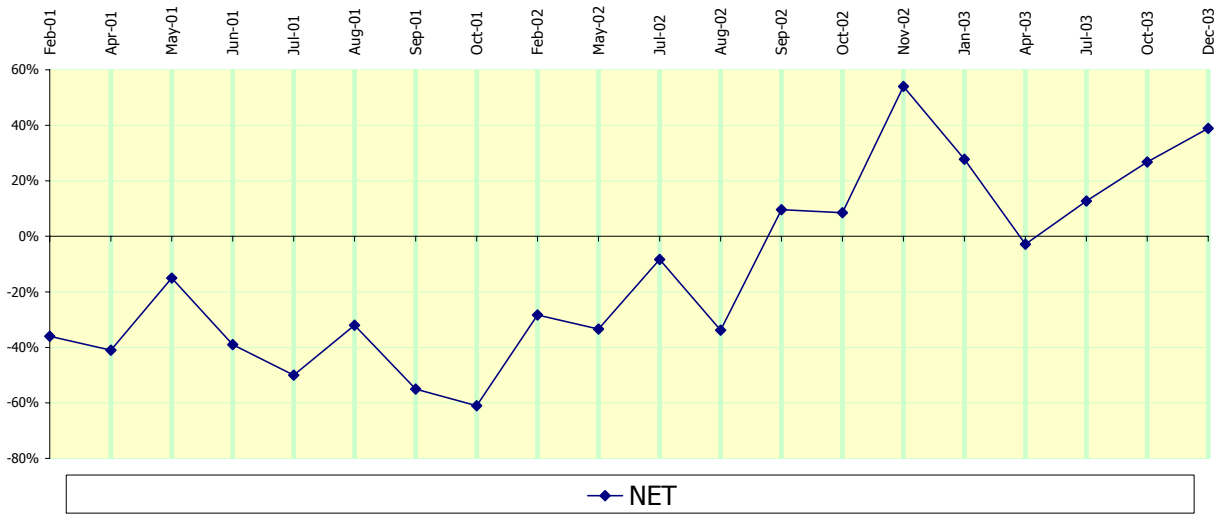
Looking at the satisfaction rate for political leaders, it is seen that the highest satisfaction rate belongs to President Ahmet Necdet Sezer (69 %). Satisfaction rate continues to increase for Prime Minister Erdogan (59% in October, 67% in December survey). Satisfaction with Cem Uzan decreases from 22% in July survey to 13% in December survey. The lowest satisfaction rate in the list belongs to Ali Talip Ozdemir (10%), ex-Leader of Motherlands Party.

Overall satisfaction with the government shows a linear increase since April 2003. On the basis of topics, the highest confidence in government is for solving the economic problems. Other topics that high confidence is seen are improving the health services and education system. Confidence is relatively lower for Cyprus issue, unemployment and Iraq issue.

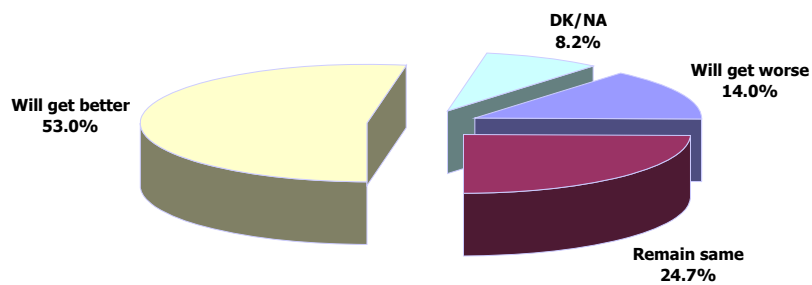
General Economic Conditions- Trend



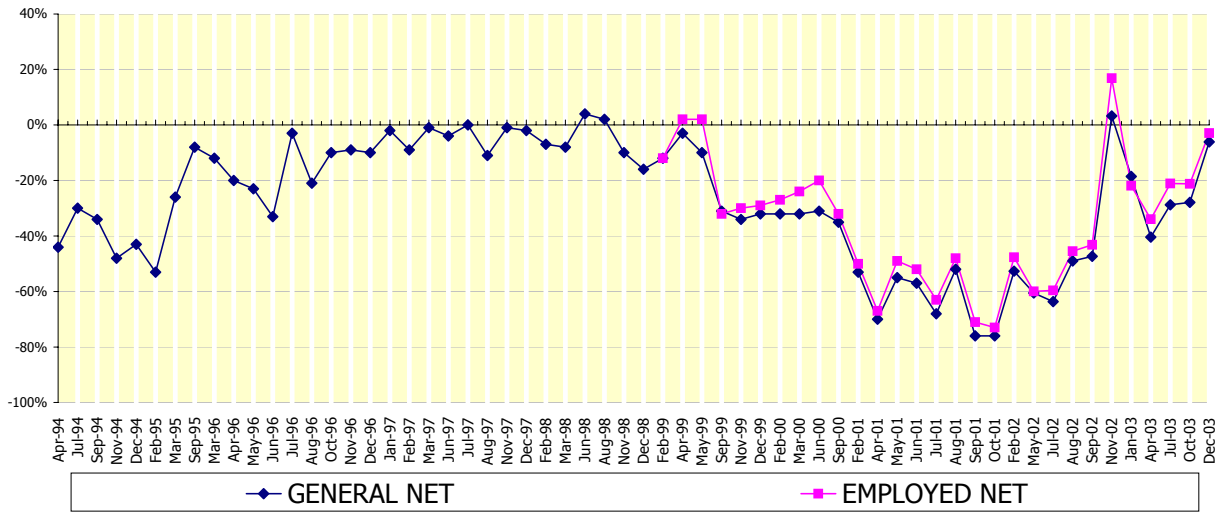
General Social Conditions- Trend



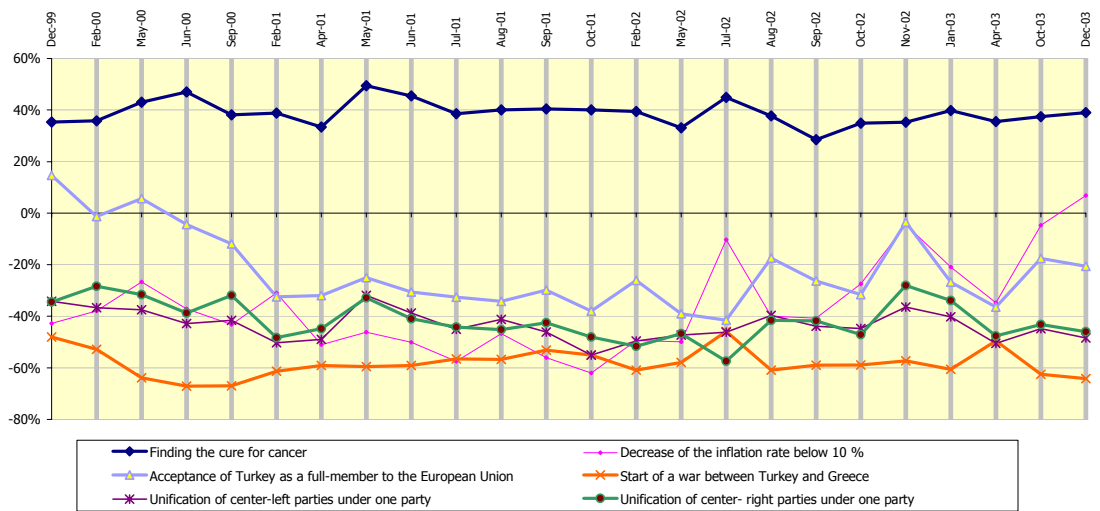
SOCIAL CONDITIONS- Do you think that the social conditions of the country (social security, human rights, law and order etc.) will be good, remain unchanged or bad over the next 12 months?



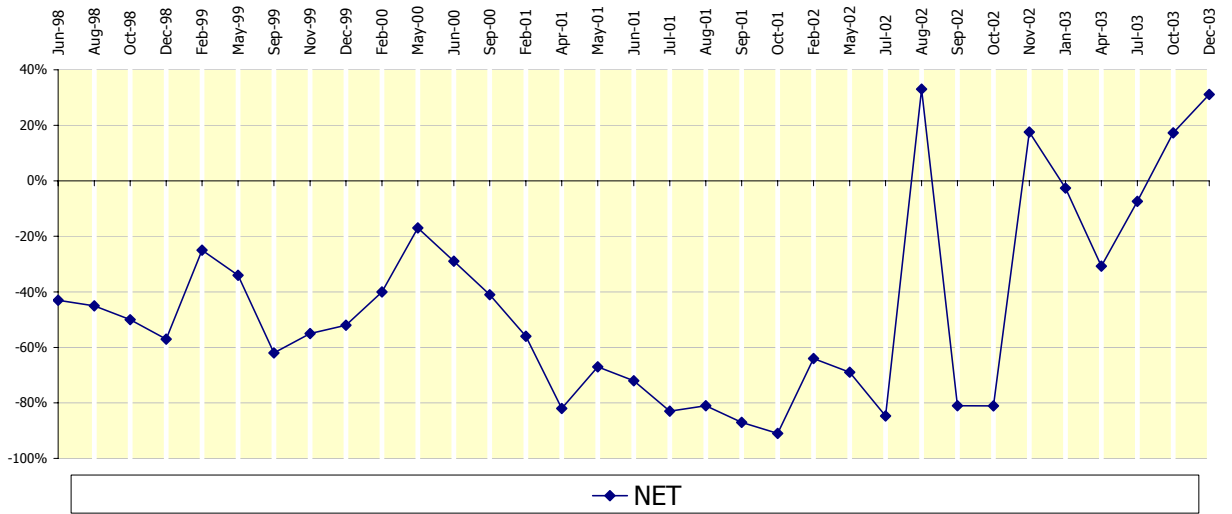
Fear of Becoming Unemployed- Trend



Belief in Realization of the below subjects- Trend

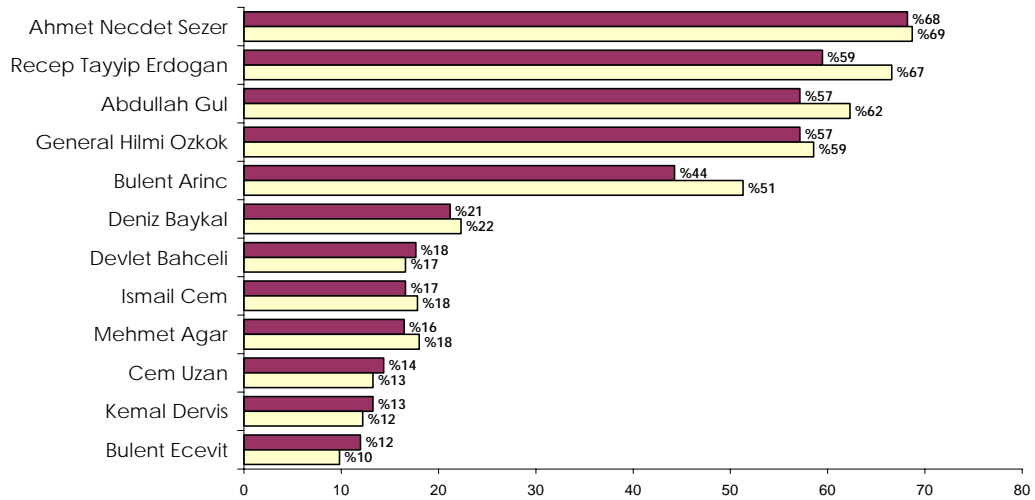


Ongoing Situation of the Country- Trend



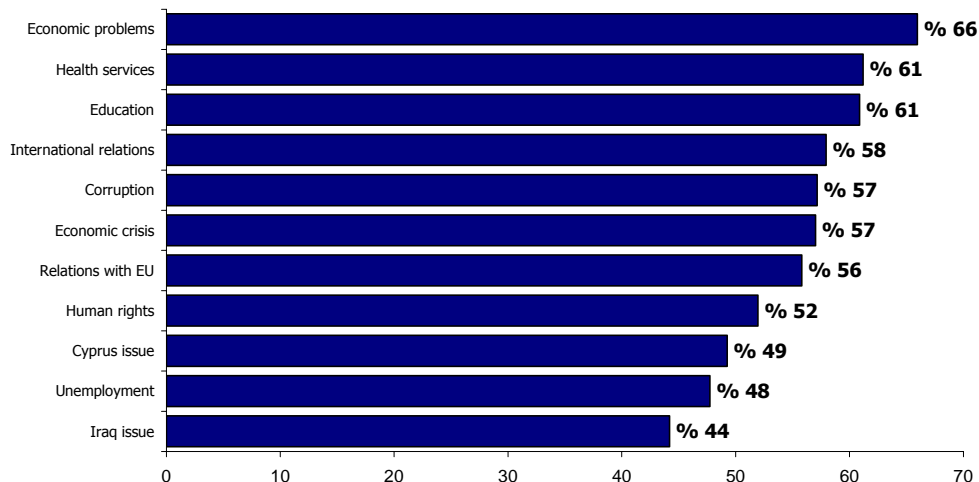
Satisfaction with the Political Leaders

The scores are the comparison of October and December results. They are the sum percentage of the respondents who are "Satisfied" and "Very satisfied" with that leader.



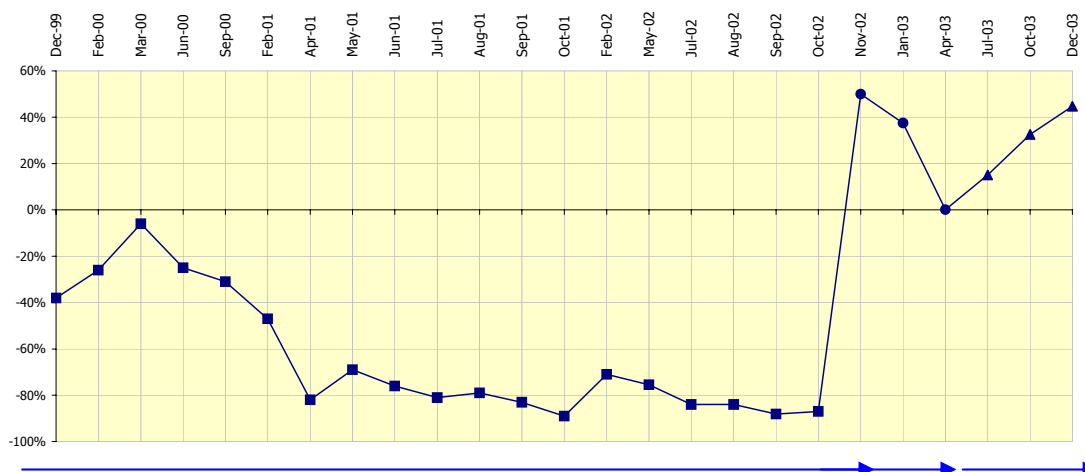
"How much confidence do you have in AKP government to deal with/ manage the following issues?"

The scores are the sum percentage of "Confident" and "Very much confident".



"In general, how satisfied are you with AKP government?"

SATISFACTION WITH THE GOVERNMENT



ANAP-DSP-MHP govt

Gul govt.

Erdogan govt.